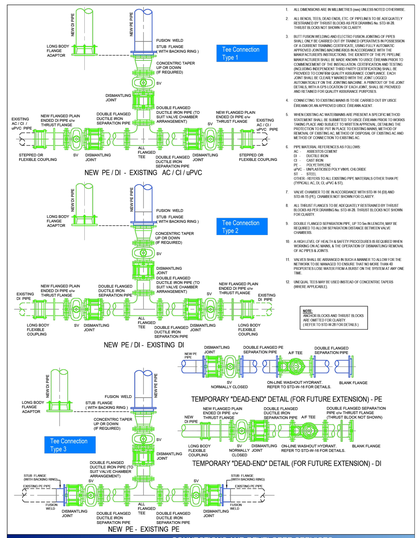

1. ALL DIMENSIONS ARE IN MILLIMETRES (mm) UNLESS NOTED OTHERWISE
2. ALL BENDS, TEES, DUCO END CAPS, ETC. OF PRESSED TO BE ADJUSTED TO SUITABLE LENGTHS TO ACCOMMODATE THE INSTALLATION OF THE SEPARATION PIPE WITH THREE BLOCKS NOT WITHIN THE CLEARTO
3. BUTT FUSION WELDING AND ELECTRO FUSION JOINTING OF PIPES SHALL ONLY BE CARRIED OUT BY TRAINED OPERATORS WITH DESIGN OF A SCANDAR TRAINING CERTIFICATE, USING FULLY AUTOMATIC EQUIPMENT AND FITTINGS TO THE MANUFACTURERS RECOMMENDATIONS. THE SERVICE OF THE PE PIPE MANUFACTURERS SHALL BE MADE KNOWN TO UISCE ÉIREANN PRIOR TO COMMENCEMENT OF WORKS. ALL WELDING DATA SHALL BE RECORDED (INCLUDING INDIVIDUAL WELDER TRACEABILITY CERTIFICATION) AND PROVIDED TO UISCE ÉIREANN QUALITY ASSURANCE CONTRACT. EACH JOINT SHALL BE UNIQUELY IDENTIFIED AND RECORDED AUTOMATICALLY BY THE JOINTING MACHINE. A PRINTOUT OF THE JOINT DATA SHALL BE PROVIDED TO THE UISCE ÉIREANN REPRESENTATIVE AND BE FAMILIAR FOR QUALITY ASSURANCE PURPOSES.
4. CONNECTING TO EXISTING MAINS IS TO BE CARRIED OUT BY UISCE ÉIREANN ON AN APPROVED UISCE ÉIREANN AGENT.
5. WHEN CUTTING DI WATERMAINS ARE PRESENT A SPECIFIC METHOD STATEMENT SHALL BE SUBMITTED TO UISCE ÉIREANN PRIOR TO WORKS TAKING PLACE AND ISSUED AS PART OF THE WORKS SAFETY MANAGEMENT SYSTEM. ALL HEALTH & SAFETY RISKS ASSOCIATED WITH THE REMOVAL OF EXISTING DI WATERMAINS, ETC. BE THE RESPONSIBILITY OF CONTRACTOR. ALL METHOD OF CONTRACTOR TO BE REVIEWED BY UISCE ÉIREANN.
6. PIPE MATERIAL REFERENCES AS FOLLOWS:
   PE – POLYETHYLENE
   DI – DUCTILE IRON
   CI – CAST IRON
   AC – ASBESTOS
   uPVC – UNPLASTICISED POLY VINYL CHLORIDE
   ST – STEEL
   NOTE: ALL PIPES TO ALL EXISTING PIPE MATERIALS OTHER THAN PE (OPPOSITE ALL DI, CI, uPVC & ST)
7. VALVE CHAMBER TO BE IN ACCORDANCE WITH STD-W-19 (DI) AND STD-W-15 (PE). CHAMBER MUST BE WITHIN 0.5m CLEARTO
8. ALL THRUST FLANGES TO BE ADJACENT TO BESTRAINED OR THRUST BLOCKS REFER DRAWING No. STD-W-08. THRUST BLOCKS MUST BE SHOWN FOR CLARITY
9. DOUBLE FLANGED SEPARATION PIPE, 0T 0.5m IN LENGTH, MAY BE REQUIRED TO ALLOW SEPARATION DISTANCE BETWEEN VALVE CHAMBERS.
10. IN ADDITION, OF HEALTH & SAFETY PROCEDURES IS REQUIRED WHEN CUTTING INTO THE PIPE FOR THE OPERATION OF DRAINING OR REMOVAL OF AC PIPES & JOINTS.
11. VALVES SHALL BE ADDRESSED IN SUCH A MANNER TO ALLOW FOR THE REMOVAL TO BE TRANSACTED TO ENABLE THAT NO MORE THAN 40 PROPERTIES ARE AFFECTED BY A CLOSED VALVE.
12. DRILLING TEES MAY BE USED INSTEAD OF CONCENTRIC TAPERS (WHERE APPLICABLE).

NOTE:
THE DIMENSIONS OF THE DRILLING TEE MUST BE CLEARLY DEFINED (SEE STD-W-10 SHEET 2 FOR DETAILS)



1. SEPARATION DISTANCES BETWEEN WATERMAINS ASSOCIATED WITH THE WORKS FROM OTHER UTILITY PIPES AND ACCESSORIES SHALL BE IN ACCORDANCE WITH SECTION 5.8 OF THE CODE OF PRACTICE. SEPARATION DISTANCES FOR ALL NEW INSTALLATIONS FROM EXISTING UISCE ÉIREANN PIPES SHALL BE AS OUTLINED IN SECTION 3.37 OF THE CODE OF PRACTICE. THE SEPARATION DISTANCES ARE DEPENDENT ON PIPE DIAMETER.
2. SPECIFIC SEPARATION CLEARANCE DISTANCES IN EXCESS OF THESE MINIMA SHALL BE PROVIDED FOR SERVICES SUCH AS GAS, ELECTRICITY, FIBRE OPTIC OR OIL FILLED CABLES AS THE CASE MAY BE. THE PARTICULAR UTILITY PROVIDERS SHALL BE CONSULTED TO DETERMINE THESE MINIMUM SEPARATION DISTANCES AND PROVIDED OF THEIR CONSULTATION, WITH THE SPECIFIED SEPARATION DISTANCES, SHALL BE PROVIDED TO UISCE ÉIREANN AT DESIGN STAGE.
3. SEPARATION DISTANCES BETWEEN WATERMAINS
   VERTICAL SEPARATION
   500mm TO PRIMARY WATERMAINS OF DIAMETER 500mm DIAMETER.
   300mm TO TRUNK MAINS BETWEEN 300mm AND 450mm DIAMETER.
   3m TO ARTERIAL WATER MAINS OF GREATER THAN 450mm DIAMETER.
   HORIZONTAL SEPARATION
   500mm TO DISTRIBUTION MAINS OF LESS THAN 300mm DIAMETER.
   500mm TO TRUNKWATERAL MAINS OF DIAMETER GREATER THAN 300mm.
   ANY PROPOSED PIPE CROSSING SHOULD BE LOCATED WHO MAY BETWEEN THE WATER JOINTS WITH MINIMUM CLEAR DISTANCE OF 300mm AND UP TO 500mm. ALL CROSSINGS SHOULD BE AT LEAST 500mm AWAY FROM FITTINGS OR JOINTS
4. WATERMAIN EXISTING SEPARATION DISTANCES
   VERTICAL SEPARATION
   DURING THE CAR OF INSTALLATIONS IN CLOSE PROXIMITY TO EXISTING WATER MAINS AND SEWERS, THE FOLLOWING MINIMUM HORIZONTAL DISTANCES SHALL BE MAINTAINED BETWEEN PIPES/DUCTS, CABINETS, POLES, MANHOLES, JUNCTION BOXES, CHAMBERS, ETC. WHERE THE DEPTH OF THE EXISTING INFRASTRUCTURE DOES NOT EXCEED 1.5m:
   600mm AT EITHER SIDE OF MAINS UP TO AND INCLUDING 150mm DIAMETER;
   1m AT EITHER SIDE OF MAINS OF GREATER THAN 150mm DIAMETER;
   2m AT EITHER SIDE OF MAINS OF 300mm AND 375mm DIAMETER;
   5m AT EITHER SIDE OF MAINS OF 450mm AND 600mm DIAMETER;
   10m AT EITHER SIDE OF MAINS OF GREATER THAN 600mm DIAMETER OR 450mm DIAMETER;
   450mm AT EITHER SIDE OF GRAVITY SEWER UP TO AND INCLUDING 225mm DIAMETER;
   1m AT EITHER SIDE OF GRAVITY SEWER OF GREATER THAN 450mm DIAMETER;
   ANY DEPTH EXCEEDING 1.5m, THE DISTANCE SHALL BE INCREASED BY 0.5m.
5. NOTIFICATION IN WRITING IS REQUIRED SHOULD WORKS BE WITHIN THE FOLLOWING DISTANCES FROM AN EXISTING WATER MAIN OR WASTEWATER RISING MAIN WHERE THE DEPTH OF THE EXISTING INFRASTRUCTURE DOES NOT EXCEED 1.5m:
   VERTICAL SEPARATION
   EXCAVATIONS WITHIN 2m OF EXISTING PIPES LESS THAN 300mm DIAMETER.
   2m AT EITHER SIDE OF GRAVITY SEWER OF 300mm DIAMETER.
   5m AT EITHER SIDE OF GRAVITY SEWER OF GREATER THAN 300mm DIAMETER.
   WHERE DUCTS OR PIPES ARE TO BE LAID CLOSE TO AN EXISTING WATERMAIN OR SEWER IN THE OWNERSHIP OF UISCE ÉIREANN. NOTIFICATION IN WRITING SHALL BE PROVIDED A MINIMUM OF 10 DAYS AHEAD OF ADVANCEMENT OF THE WORK. THIS ALSO APPLIES WHERE THE DEPTH OF THE UISCE ÉIREANN WATERMAIN OR SEWER EXCEEDS 1.5m. IN ALL OF THESE INSTANCES, THE ENGINEER MUST ASSESS THE RISK TO THE WATERMAIN OR SEWER.
   NOTIFICATION IN WRITING IS REQUIRED SHOULD WORKS BE WITHIN 1.5m DISTANCE OF A WASTEWATER SEWER. REQUIREMENTS SHALL ALSO APPLY TO TRIAL HOLES OR SLIT TRENCHES TO LOCATE THE MAIN OR GAIN GROUND INFO DATA.
6. ALL PROPOSED WORKS TO BE CARRIED OUT IN CLOSE PROXIMITY TO EXISTING WATER MAINS AND SEWERS SHALL BE NOTIFIED TO UISCE ÉIREANN. DEVELOPERS SHALL ALSO COMPLY WITH ANY NOTIFICATION REQUIREMENTS OF OTHER UTILITY PROVIDERS (ESB, GAS MAIN, TELECOMMUNICATION ETC).
7. DETAILED PROPOSALS, INCLUDING WORK METHOD STATEMENTS, INSURANCE CONFIRMATION AND DETAILS OF WORK COMPLETED OF A SIMILAR NATURE MUST BE SUBMITTED TO UISCE ÉIREANN FOR REVIEW BY UISCE ÉIREANN PRIOR TO COMMENCEMENT OF WORKS. WORKS IN CLOSE PROXIMITY TO WATERMAINS AND SEWERS WHERE GREATER THAN 400mm SHALL BE SUBJECT TO WRITTEN AGREEMENT WITH UISCE ÉIREANN BEFORE CONSTRUCTION COMMENCES ON SITE. THIS AGREEMENT SHALL ALSO INCLUDE ANY NECESSARY PROTECTION FOR WATER MAINS.
8. ANY DAMAGE TO UISCE ÉIREANN PROPERTY SHALL BE REPORTED TO UISCE ÉIREANN WHO CAUSES THE DAMAGE TO A WATER MAIN OR FITTING WILL BE DEEMED TO HAVE COMMITTED AN OFFENCE UNDER SECTION 40 OF THE WATER SERVICES ACT 2007.
9. WATERMAINS OF ANY SIZE SHALL NOT BE WITHIN 70 OF THE BOUNDARY TO A PREMISES
10. ADDITIONAL SEPARATION MAY BE REQUIRED BY UISCE ÉIREANN FOR LARGE DIAMETER WATER STRUCTURES, EXISTING OR PROPOSED, OR IN CLOSE PROXIMITY TO ANY EXISTING STRUCTURES OR FEATURES THAT WILL HINDER ACCESS FOR POST INSTALLATION MAINTENANCE AND ACCESS.
11. WHERE THE DESIGN DEVIATES FROM THIS STANDARD DETAIL, THE DESIGN SHALL BE SUBJECT TO THE REVIEW OF UISCE ÉIREANN
12. WHERE A FOOTPATH IS LESS THAN 2.5m WIDE AND A GRASS VERGE IS NOT AVAILABLE, THE WATERMAIN IS PERMITTED ON THE ROADWAY.
13. WHERE A FOOTPATH IS LESS THAN 2.5m WIDE AND A GRASS VERGE IS NOT AVAILABLE, THE WATERMAIN IS PERMITTED ON THE ROADWAY.

DIAMETER (mm)	'C' (mm)
4700	3000
200 - 600	5000
>600	6000

DIAMETER (mm)	'A' (mm)	'B' (mm)
<300	300	300
300 - 450	500	500
>450	500	500

METHOD STATEMENTS
ALL WORKS SHALL BE CARRIED OUT IN ACCORDANCE WITH BS 5837 AND INFORMED BY NJUG VOLUME 4

PRECAUTION AREA:

EXCAVATIONS FOR PIREWORK SHOULD NOT BE UNDERTAKEN WITHIN THIS AREA, UNLESS AGREED WITH UISCE ÉIREANN.

WORKS WITHIN THE PRECAUTION ZONE MUST BE SUPERVISED BY A QUALIFIED ARBORIST AND ALL WORKS SHALL BE SUBJECT TO A CLIENT RELEVANT ARBORICULTURAL IMPACT ASSESSMENT AS PER BS 5837 & A CLEAR METHOD STATEMENT WHICH IS TO BE PREPARED & AGREED IN ADVANCE OF THE WORKS.

MATERIAL, PLANT & SPOIL SHALL NOT BE STORED WITHIN THIS ZONE.

EXCLUSION AREA:

WORKS IN THIS AREA ARE TO BE AVOIDED, UNLESS ABSOLUTELY NECESSARY & AGREED WITH UISCE ÉIREANN.

EXCAVATIONS FOR EPIRWORK SHOULD NOT BE UNDERTAKEN WITHIN THIS AREA, UNLESS AGREED WITH UISCE ÉIREANN. NOTIFICATION IN WRITING SHALL BE PROVIDED A MINIMUM OF 10 DAYS AHEAD OF ADVANCEMENT OF THE WORK. THIS ALSO APPLIES WHERE THE DEPTH OF THE UISCE ÉIREANN WATERMAIN OR SEWER EXCEEDS 1.5m. IN ALL OF THESE INSTANCES, THE ENGINEER MUST ASSESS THE RISK TO THE WATERMAIN OR SEWER.
NOTIFICATION IN WRITING IS REQUIRED SHOULD WORKS BE WITHIN 1.5m DISTANCE OF A WASTEWATER SEWER. REQUIREMENTS SHALL ALSO APPLY TO TRIAL HOLES OR SLIT TRENCHES TO LOCATE THE MAIN OR GAIN GROUND INFO DATA.
DEVELOPERS SHALL ALSO COMPLY WITH ANY NOTIFICATION REQUIREMENTS OF OTHER UTILITY PROVIDERS (ESB, GAS MAIN, TELECOMMUNICATION ETC).
DETAILED PROPOSALS, INCLUDING WORK METHOD STATEMENTS, INSURANCE CONFIRMATION AND DETAILS OF WORK COMPLETED OF A SIMILAR NATURE MUST BE SUBMITTED TO UISCE ÉIREANN FOR REVIEW BY UISCE ÉIREANN PRIOR TO COMMENCEMENT OF WORKS. WORKS IN CLOSE PROXIMITY TO WATERMAINS AND SEWERS WHERE GREATER THAN 400mm SHALL BE SUBJECT TO WRITTEN AGREEMENT WITH UISCE ÉIREANN BEFORE CONSTRUCTION COMMENCES ON SITE. THIS AGREEMENT SHALL ALSO INCLUDE ANY NECESSARY PROTECTION FOR WATER MAINS.
ANY DAMAGE TO UISCE ÉIREANN PROPERTY SHALL BE REPORTED TO UISCE ÉIREANN WHO CAUSES THE DAMAGE TO A WATER MAIN OR FITTING WILL BE DEEMED TO HAVE COMMITTED AN OFFENCE UNDER SECTION 40 OF THE WATER SERVICES ACT 2007.
WATERMAINS OF ANY SIZE SHALL NOT BE WITHIN 70 OF THE BOUNDARY TO A PREMISES
ADDITIONAL SEPARATION MAY BE REQUIRED BY UISCE ÉIREANN FOR LARGE DIAMETER WATER STRUCTURES, EXISTING OR PROPOSED, OR IN CLOSE PROXIMITY TO ANY EXISTING STRUCTURES OR FEATURES THAT WILL HINDER ACCESS FOR POST INSTALLATION MAINTENANCE AND ACCESS.
WHERE THE DESIGN DEVIATES FROM THIS STANDARD DETAIL, THE DESIGN SHALL BE SUBJECT TO THE REVIEW OF UISCE ÉIREANN
WHERE A FOOTPATH IS LESS THAN 2.5m WIDE AND A GRASS VERGE IS NOT AVAILABLE, THE WATERMAIN IS PERMITTED ON THE ROADWAY.
WHERE A FOOTPATH IS LESS THAN 2.5m WIDE AND A GRASS VERGE IS NOT AVAILABLE, THE WATERMAIN IS PERMITTED ON THE ROADWAY.

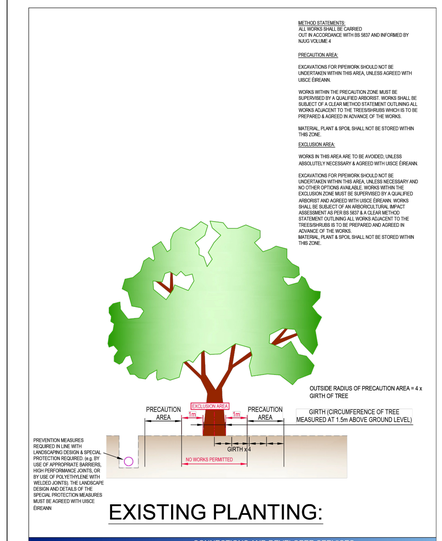





1. ALL DIMENSIONS ARE IN MILLIMETRES (mm) UNLESS NOTED OTHERWISE
2. THE MINIMUM DEPTH OF COVER FROM THE FINISHED GROUND LEVEL TO THE EXTERNAL CROWN OF THE PIPE SHALL BE 900mm MIN. IN FOOTPATHS/NON TRAFFICKED AREAS AND 1200mm MIN. WHERE THE PIPE IS LOCATED IN TRAFFICKED AREAS. GREATER DEPTHS OF COVER MAY BE REQUIRED WHERE STRENGTH AND/OR A HIGHER CLASS OF BEDDING MATERIAL MAY BE REQUIRED (WHERE HIGH TRAFFIC LOADING IS ANTICIPATED). THE DESIRABLE DEPTH OF COVER FOR A WATERMAIN IN HOUSING ESTATE ROADS AND OTHER TRAFFICKED AREAS SHALL BE 1200mm. WHERE PRACTICABLE & ECONOMICAL.
3. CLASS 804 / 806 MATERIAL IN ACCORDANCE WITH THE TRANSPORT INFRASTRUCTURE IRELAND (TII) SPECIFICATION FOR ROAD WORKS IS TO BE USED AS BACKFILL MATERIAL WHERE THE WATER MAIN IS LOCATED IN TRAFFICKED AREAS. THE BACKFILL MATERIAL SHALL BE COMPACTED IN ACCORDANCE WITH THE TRANSPORT INFRASTRUCTURE IRELAND (TII) SPECIFICATION FOR ROAD WORKS. CLASS 804 IS TO BE USED WITHIN 300mm OF CONCRETE SADDLE MATERIALS. CONCRETE PRODUCTS, CONCRETE STRUCTURES OR CONCRETE PRODUCTS, OTHERWISE CLAUSE 804 MAY BE USED. ALTERNATIVE BACKFILL MATERIAL TO THAT DESCRIBED ABOVE (CLAUSE 804 OR CLAUSE 806) OF THE PRE TRENCH WALL ONLY BE ALLOWED IF UISCE ÉIREANN WHERE THE HIGHER AUTHORITY IN WHOSE FUNCTIONAL AREA THE DEVELOPMENT IS LOCATED, PROVIDES **WRITTEN APPROVAL** TO THE DEVELOPER TO THE USE SUCH ALTERNATIVE MATERIAL.
4. SELECTED EXCAVATED MATERIAL MAY BE USED IN GREEN FIELD AREAS ABOVE GRANULAR PIPE SURROUND MATERIAL SUBJECT TO REVIEW BY UISCE ÉIREANN.
5. PIPE BEDDING SHALL COMPLY WITH WIS 4-08-03 AND IS/R 4-08-01 GRANULAR MATERIAL SHALL BE 10mm TO 5mm (B.S.) GRADED AGGREGATE OR 10mm (B.S) SINGLE SIZED AGGREGATE TO IS EN 13242.
6. ALL EXCAVATED MATERIAL, INCLUDING TRENCH MATERIAL SHOULD BE EXCAVATED OUT, AND DISPOSED OF IN ACCORDANCE WITH THE WASTE MANAGEMENT ACT AND CLAUSE 804 / 806 MATERIAL IN ACCORDANCE WITH THE TRANSPORT INFRASTRUCTURE IRELAND (TII) SPECIFICATION FOR ROAD WORKS. BEFORE THE EXCAVATION MATERIAL, DAMPED IN GEO-TEXTILE WRAPPING. ALTERNATIVELY, EXCAVATED MATERIAL MAY BE STORED ON SITE FOR REUSE AS BACKFILL MATERIAL, ETC. MAY BE REQUIRED WHERE THE DEPTH OF SOFT MATERIAL IS EXCESSIVE. SUCH ARRANGEMENTS SHALL BE SUBJECT TO ASSESSMENT BY UISCE ÉIREANN BEFORE ARRANGING.
7. PIPES SHALL NOT BE SUPPORTED ON STONES OR ROCKS, OR ANY HARD OBJECT, IT ANY PIPE IS FOUND TO BE SUPPORTED ON STONES OR ROCKS, PIPE BEDDING SHALL BE EXCAVATED TO A DEPTH OF 150mm BELOW THE ACTUAL DEPTH OF THE PIPE AND BACKFILLED WITH CLASS 804 / 806 MATERIAL IN ACCORDANCE WITH THE TRANSPORT INFRASTRUCTURE IRELAND (TII) SPECIFICATION FOR ROAD WORKS. THE GRANULAR MATERIAL SHALL BE LAID ABOVE THIS VOID BACKFILL MATERIAL.
8. BACKFILL MATERIAL TO BE COMPACTED, GRANULAR MATERIAL IN ACCORDANCE WITH EN 13242, PLANT TO BE USED SHALL BE CONFIRMED THAT THE PLANT WILL NOT DAMAGE THE PIPE. WHERE SMALL PLANT IS TO BE USED, MINIMUM 150mm TO BE LAID AT TOP OF PIPE BEDDING LAYER.
9. TRENCH WIDTHS FOR PIPE SIZES UEDIAM 300MM BE <600MM, SUBJECT TO CONSIDERATION BEING GIVEN TO THE TRENCH DEPTH, HEALTH & SAFETY & CONSTRUCTION ACCESS REQUIREMENTS.
10. ALL TEMPORARY RESTORATION TO BE CARRIED OUT TO THE ENGINEER'S SATISFACTION AND TO ENSURE THAT THE RISK OF CONTAMINATION THROUGH THE VALVE IS ELIMINATED.
11. ALL TEMPORARY RESTORATION TO BE CARRIED OUT TO THE ENGINEER'S SATISFACTION.
12. ANY EPOXY COATED REPAIRS MUST BE CARRIED OUT IN ACCORDANCE WITH THE MANUFACTURER'S SPECIFICATION.
13. FOR ANY SLABBING WORKS TO BE CARRIED OUT WITHIN THE VICINITY OF THE PIPELINE, A METHOD STATEMENT IS TO BE SUBMITTED FOR APPROVAL BY UISCE ÉIREANN.
14. THE CONCRETE TO BE PLACED ABOVE THE PROTECTION SLAB ALONG THE PIPELINE IS TO BE PLAIN.
15. CONCRETE TO BE GRADE C30/37.
16. REINFORCEMENT TO BE GRADE 500N/MM2 (460N/MM2 mesh).
17. SLABS TO BE DESIGNED FOR USE UNDER A MEDI LOAD IN ACCORDANCE WITH BS 5400 PART 2 AND SUBMITTED TO UISCE ÉIREANN FOR ASSESSMENT PRIOR TO INSTALLATION.
18. THE SIZE ON WHICH THE SLAB RESTS MUST HAVE A DIM OF 4% OR 100mm WHICHEVER IS GREATER. ANY SLABS WHICH DO NOT COMPLY WITH THIS MUST BE REMOVED AND REPLACED WITH SIMILAR SLABS AS APPROVED BY UISCE ÉIREANN.
19. ALL SLABS TO BE PRECAST. THE CONSTRUCTION OF TRAFFIC FLOW ARE PARALLEL TO THE LONGITUDINAL AXIS OF THE SLAB IS TO BE AGAINST THE DIRECTION OF TRAFFIC FLOW.
20. IF PIPELINE PROTECTION SLAB IS TO BE USED SOLELY FOR IMPACT PROTECTION, THE PROTECTION SLAB SHALL EXTEND A MINIMUM OF 300mm THE DISTANCE BETWEEN UNDERSIDE OF SLAB & TOP OF PIPE MAY BE INCREASED AFTER CONSULTATION WITH UISCE ÉIREANN.

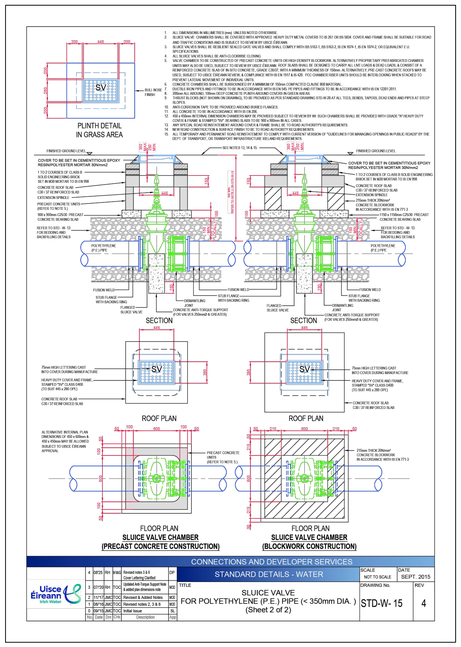

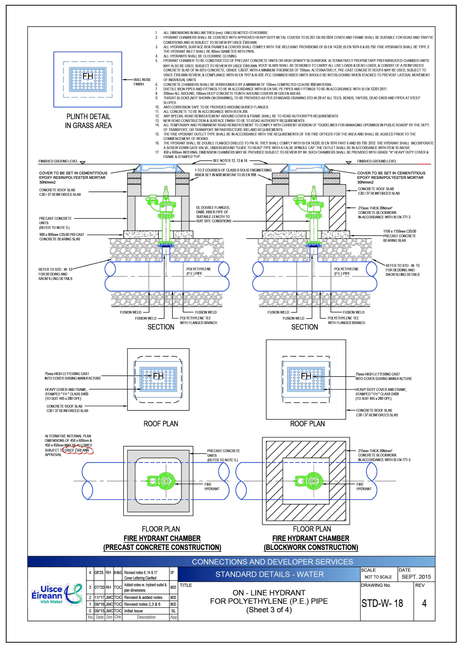

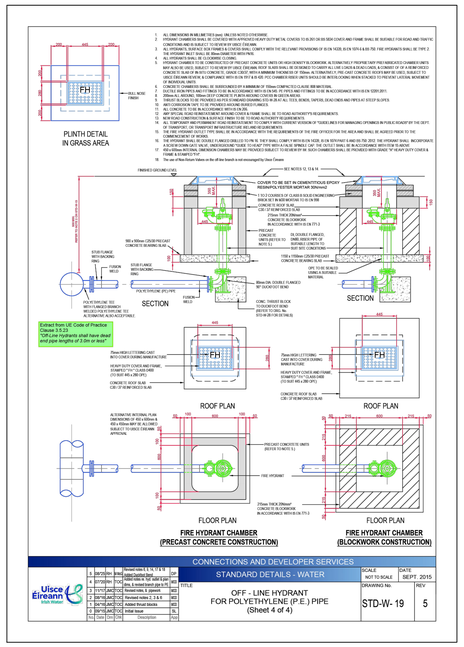

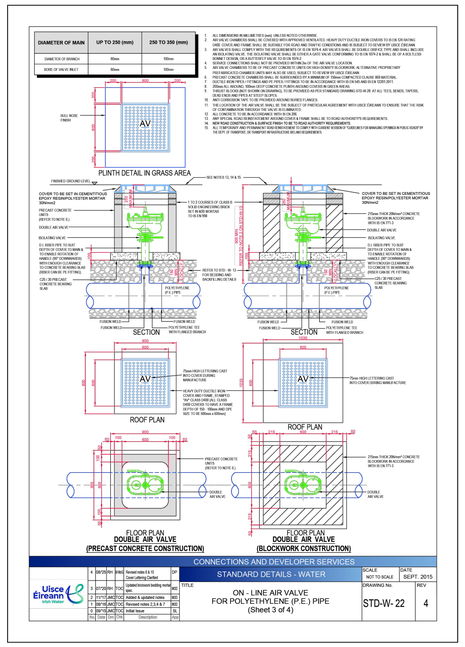

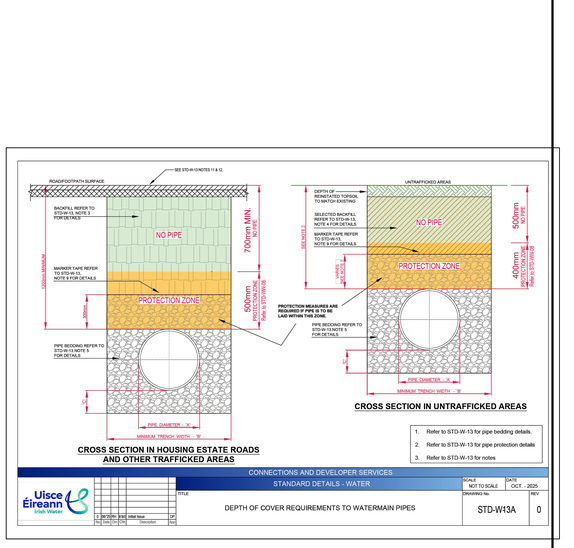

© PUNCH Consulting Engineers
This drawing and any design hereon is the copyright of the Consultants and must not be reproduced without their written consent. All drawings remain the property of the Consultants. Figured dimension only to be taken from this drawing. Consultants to be informed immediately of any discrepancies before work proceeds.

COLOUR DRAWING

ISO 9001 QUALITY MANAGEMENT | ISO 14001 ENVIRONMENTAL MANAGEMENT | ISO 45001 HEALTH & SAFETY MANAGEMENT | BUILDING INFORMATION MODELLING (BIM) I.S. EN ISO 19650-2:2018 NSAI Certified

Rev	Amendment	By	Date	Rev	Amendment	By	Date
C01	ISSUED FOR PLANNING	SK	2026-05-15				

Client:

PUNCH CONSULTING ENGINEERS
Dublin | Limerick | Cork | Galway | Glasgow | Macclesfield
97 Henry Street, Limerick, V94 YC2H, Ireland
t +353 61 221 200 | w punchconsulting.com

Project:	PARKWAY VALLEY LRD
Title:	WATERMAIN DETAILS - SHEET 1 OF 2
Drawn: C Buckley	Date drawn: 2025-10-07
Technician Check: PJ Mulcahy	Engineer Check: Tracey O Connell
Approved: Julie Tiernan	
Project No: 231171	Model Ref: 231171-PUNCH-XX-XX-M2-C-0525
Drawing Status: AO (Planning)	
Scale @ A1: As Shown	Document No: 231171-PUNCH-XX-XX-DR-C-0525
Revision No: C01	