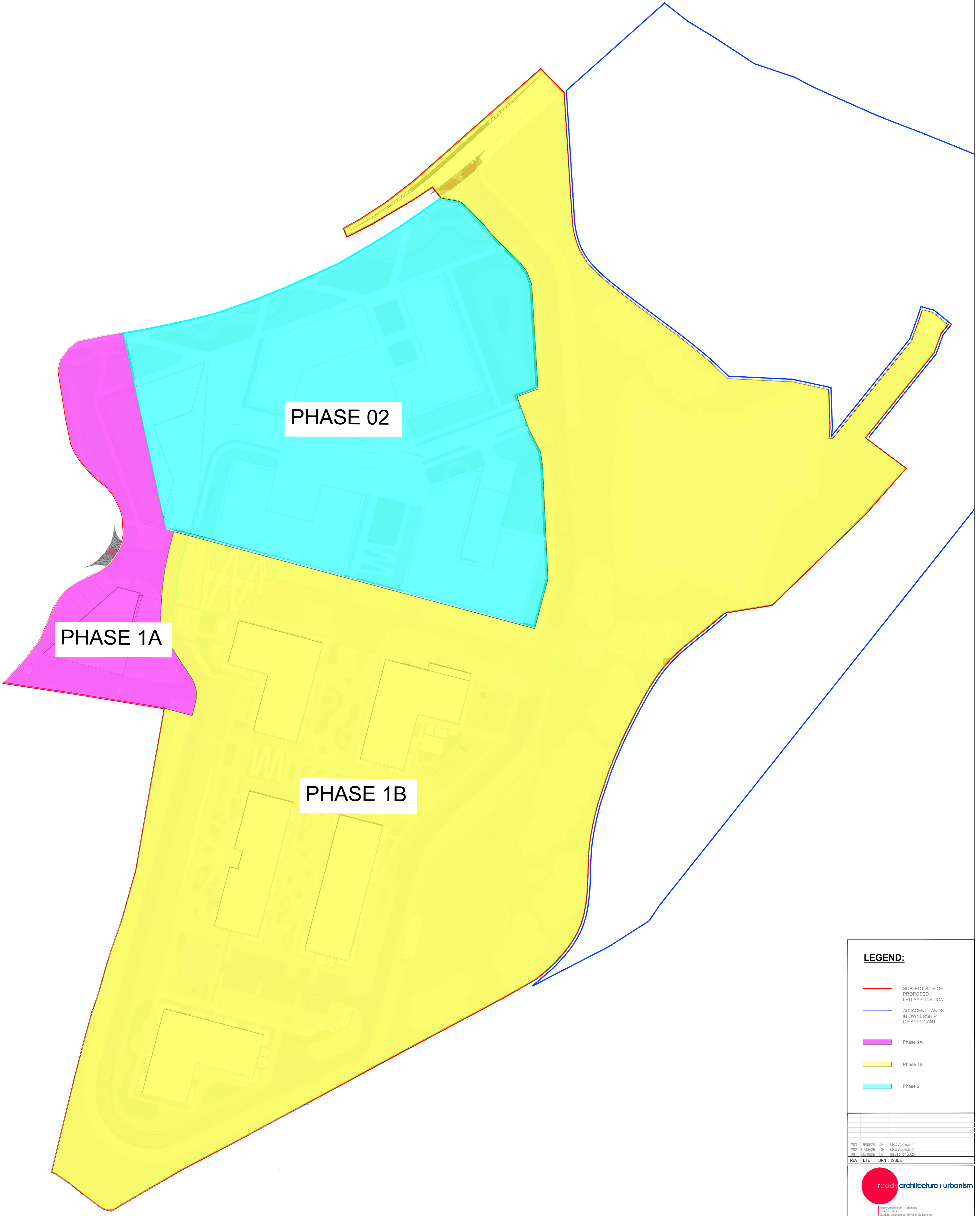
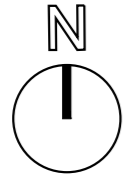


DO NOT SCALE FROM THIS DRAWING. USE FIGURED DIMENSIONS IN ALL CASES. VERIFY DIMENSIONS ON SITE AND REPORT ANY DISCREPANCIES TO THE ARCHITECT'S BUREAU. THIS DRAWING IS TO BE READ IN CONJUNCTION WITH THE ARCHITECT'S SPECIFICATION. © THIS DRAWING IS COPYRIGHTED AND MAY ONLY BE REPRODUCED WITH THE ARCHITECT'S PERMISSION.








PHASE 02

PHASE 1A

PHASE 1B

LEGEND:

-  SUBJECT SITE OF PROPOSED LRD APPLICATION
-  ADJACENT LANDS IN OWNERSHIP OF APPLICANT
-  Phase 1A
-  Phase 1B
-  Phase 2

PI1	18/05/16	JK	LRD Application
PI2	07/05/16	CR	LRD Application
PI3	30/12/16	LB	Issued for S276

REV	DATE	DRN	ISSUE



LRD - Application

JOB
Parkway Valley - Mixed Use Development
Singland, Dublin Road, Limerick

CLIENT
Kirkland Investments Ltd.

DRAWING
Site Masterplan -
Proposed Construction Phasing

DATE	30/10/2025	SCALE	1:750 @ A1
DRN	LB	CHECKED	HK
JOB NO.	DWG NO.	REVISION	
PVAL-02-SW-L01-DR-RAU-AR-1003	P03		